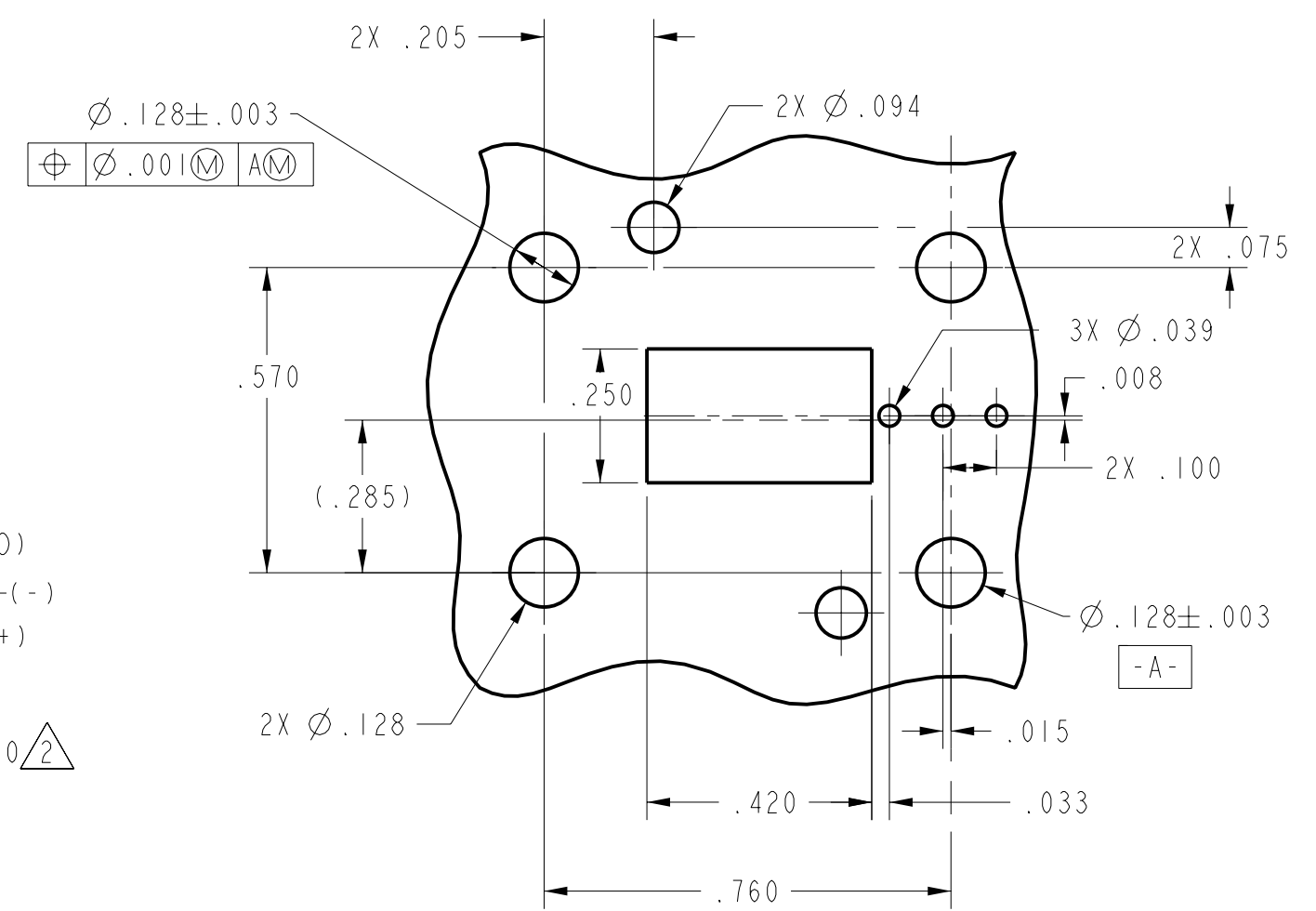
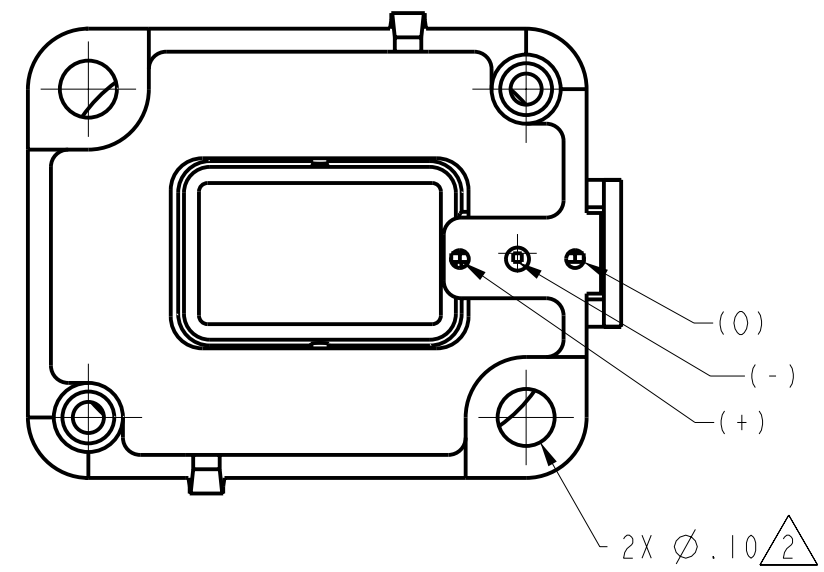


CHARACTERISTICS

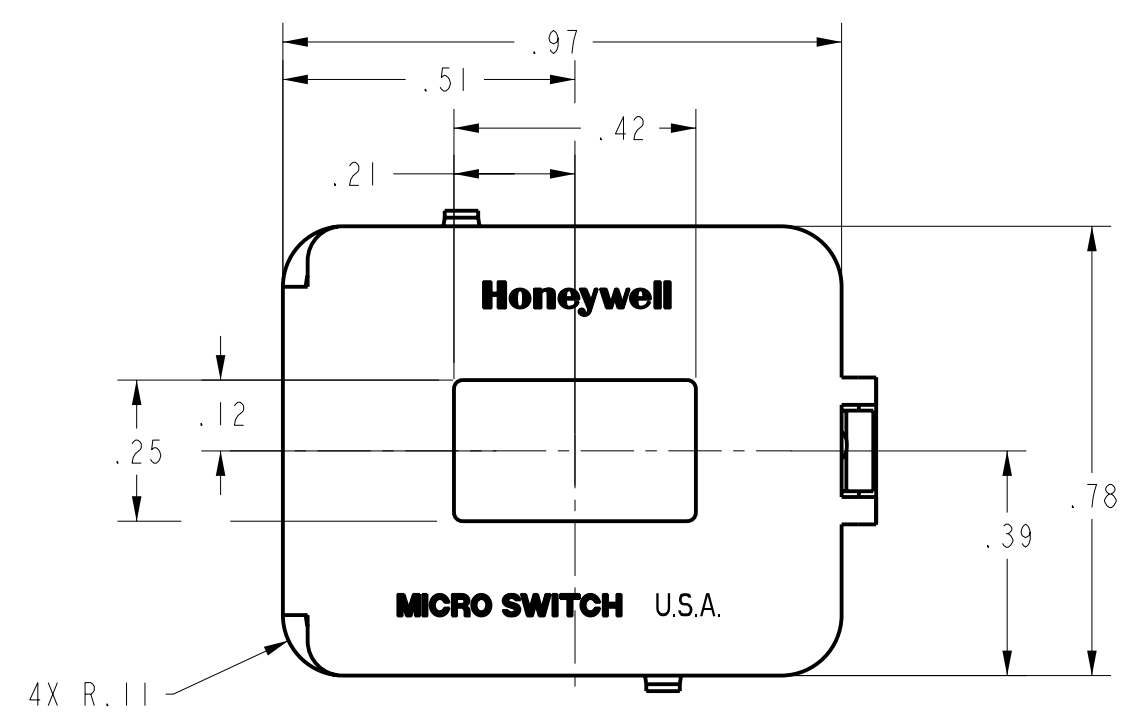
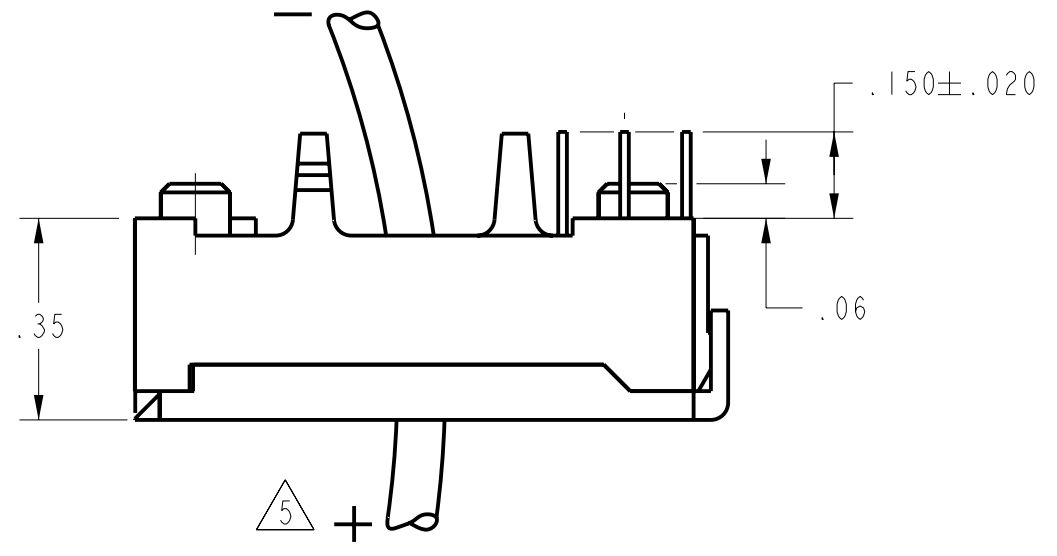
PARAMETER	MIN	TYP	MAX	UNITS	CONDITIONS/REMARKS
SUPPLY VOLTAGE	4.5	5.0	10.5	VOLTS	-25°C TO 85°C
SUPPLY CURRENT		7.0	11.0	mA	MAX @ -25°C TYP @ 25°C, V <sub>s</sub> = 5.0V EXCLUDES LOAD
OUTPUT CURRENT	I	1.5		mA	SINKING OR SOURCING @ 5.0V (.6mA @ 4.5 VOLT)
OUTPUT VOLTAGE SWING	(-V)+.4		(+V)-.4	VOLTS	
SENSITIVITY	15.0		22.0	mV/NI	@ V <sub>s</sub> = 5.0 VOLTS & 25°c
LINEARITY	0		1%	% OF SPAN	DEV FROM STR LINE FROM -I MAX TO + I MAX $\triangle 1$
V <sub>out</sub> @ $\emptyset$ NI	.5(V <sub>s</sub> )-4%		.5(V <sub>s</sub> )+4%	VOLTS	25°C @ 5.0 VOLTS
TEMP ERROR - NULL	-.06		+.06	%/°C	-25°C TO 85°C
TEMP ERROR - GAIN	-.03		+.04	%/°C	-25°C TO 85°C



CSLH3A45



SUGGESTED HOLE DETAIL



NOTES

- 1 - SUGGESTED MAXIMUM CURRENT FOR LINEAR OPERATION IS 45.0 AMPS PEAK
- $\triangle 2$  - RECOMMENDED MOUNTING IS 2X 4-40 SELF-TAPPING SCREWS (MAX LENGTH OF .285, TORQUE SHOULD NOT EXCEED 2.5 IN/LBS) PRIOR TO SOLDERING
- 3 - THE DEVICE CANNOT BE DAMAGED BY MAGNETIC OVERDRIVE
- 4 - SENSING ELEMENT IS SS495A DEVICE IS RATIO METRIC
- $\triangle 5$  - CONVENTIONAL CURRENT FLOW IN DIRECTION INDICATED WILL CAUSE AN INCREASE IN OUTPUT VOLTAGE
- 6 - RESPONSE TIME IS 50.0 MICRO SECONDS MAXIMUM

PTC/CAD DRAWN KAG 5MAR97 CHECK  
 DRAWING NUMBER 1  
 RELEASE NO. PR-22435  
 REPLACES X99344-CS

THIS DRAWING COVERS A PROPRIETARY ITEM AND IS THE PROPERTY OF MICRO SWITCH, A DIVISION OF HONEYWELL. THIS DRAWING IS NOT TO BE COPIED OR USED WITHOUT THE APPROVAL OF MICRO SWITCH.

**MICRO SWITCH**  
a Honeywell Division

CATALOG LISTING

**CURRENT SENSOR**

**CSLH3A45**

FED. MFG. CODE 91929

THIRD ANGLE PROJECTION		
SCALE 3:1		
DO NOT SCALE PRINT		
UNLESS OTHERWISE SPECIFIED TOLERANCES ARE		
ONE PLACE	(.0)	±.030
TWO PLACES	(.00)	±.015
THREE PLACES	(.000)	±.005
ANGLES		±
WEIGHT		

MASTER REDUCED  
ANSI Y14.5M-1982 APPLIES